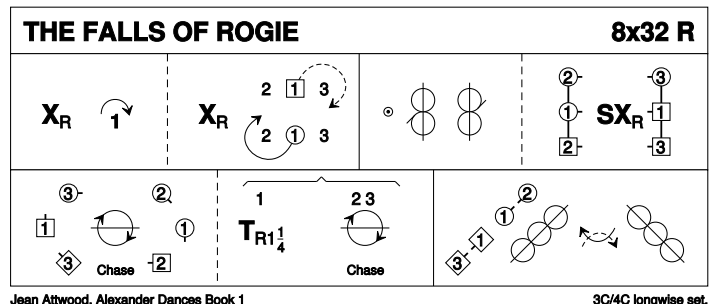


Mickel 15th July 24

1 THE FALLS OF ROGIE R32 · 3/4L

Jean Attwood: Alexander Dances Book 1 · Crib: MiniCribbs · Diagram: Keith Rose's Diagrams

- 1-8 1s cross RH & cast 1 place, 1s cross RH & cast 1 place (Man up, Lady down)
- 9-16 1s dance 1/2 reels of 3 across (1M with 2s & 1L with 3s), set in lines across & change places RH with opposite person
- 17-24 2s+1s+3s chase clockwise 1/2 way, 1s dance in & turn 1.1/4 RH to face 1st corner positions as 2s & 3s continue to chase on to places (as bar 16)
- 25-32 1s dance 1/2 reel of 4 with 1st corners, passing RSh dance 1/2 reel with 2nd corners & cross passing RSh to 2nd place own sides



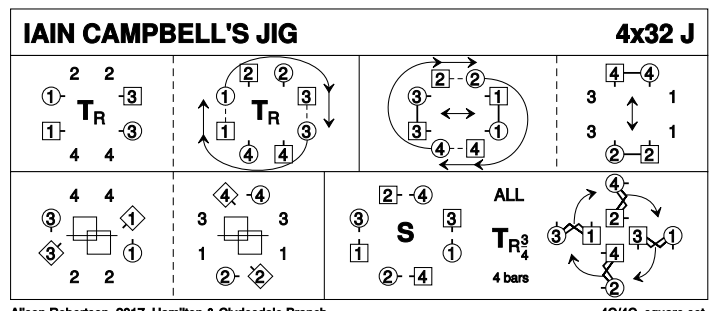
Jean Attwood, Alexander Dances Book 1

3C/4C longwise set.

2 IAIN CAMPBELL'S JIG J32 · 4S

Alison Robertson · Crib: MiniCribbs · Diagram: Keith Rose's Diagrams

- 1-8 1L+3M also 1M+3L turn RH & face out; 1s & 3s chase 1/2 round clockwise, Men leading **while** 2M+4L & 2L+4M turn RH & face out. 3 2 1 4
- 9-12 2s & 4s chase 1/2 round clockwise, Men leading **while** 3s & 1s NHJ with partner Adv+Ret up/down set;
- 13-16 1s & 3s stand (4 bars) **while** 2s & 4s NHJ with partner Adv+Ret across set. 3 4 1 2
- 17-24 3s+1s dance 1/2 Ladies' Chain (up/down); 4s+2s dance 1/2 Ladies' Chain across set. All with new partners, Ladies in original places
- 25-32 All face new partner, set & turn RH (4 bars) into prom hold facing clockwise (Lady on Man's right). All promenaded 1 place & face in



Alison Robertson, 2017, Hamilton & Clydesdale Branch

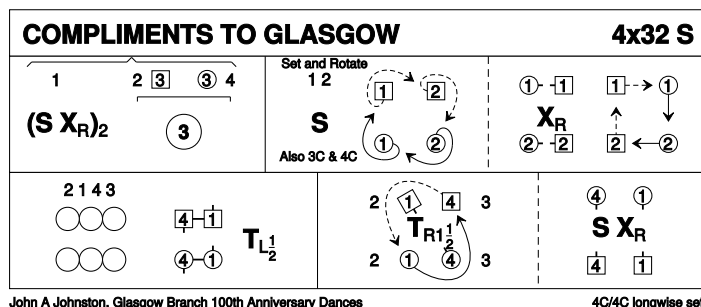
4C/4C square set.

2nd time, all back with original partner opposite starting position. Repeat 2 more times when all will be back in original places

3 COMPLIMENTS TO GLASGOW S32 · 4/4L

John A Johnston: Glasgow Branch 100th Anniversary Dances · Crib: MiniCribs · Diagram: Keith Rose's Diagrams

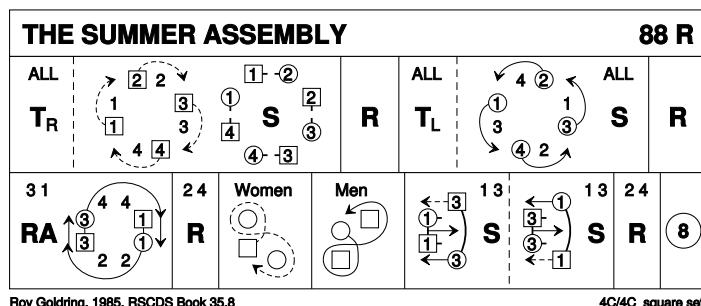
- 1-8 1s set, cross RH, 1s set cross back RH **while** 2s+3L also 3M+4s circle 3H round & back. 2L+3L+3M+4M release hands by the end of bar 8
- 9-16 1s+2s also 3s+4s dance Set & Rotate
Set, rotate singly & dance on 1 place clockwise, change places RH on sides & dance on 1 place to own sides (1s in 2nd pl & 3s in 4th place)
2 1 4 3
- 17-24 All dance RSh reels of 4 on own sides. On bar 24, 4M & 1M also 4L & 1L give Left hands in passing. 1M & 4L finish facing out
- 25-28 1L+4M turn 1.1/2 RH **while** 1M+4L dance anticlockwise 1/2 way round their partners to change places.
- 29-32 4s+1s set to partners, cross RH to own sides. 2 4 1 3



4 THE SUMMER ASSEMBLY R88 · 4S

Roy Goldring: RSCDS XXXV 8 · Crib: MiniCribs · Diagram: Keith Rose's Diagrams

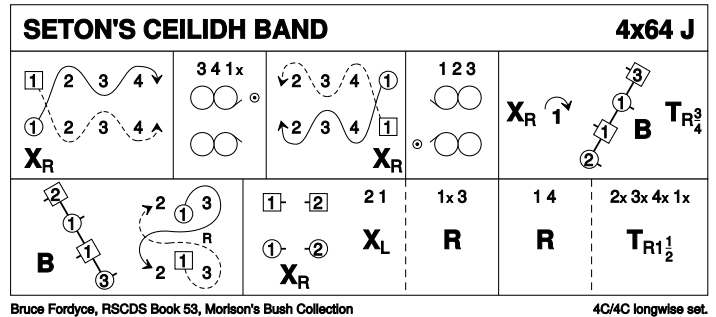
- 1-8 All turn RH (4 bars) & Ladies dance on 1 place clockwise passing partner RSh & all set to new partners
- 9-16 Repeat bars 1-8 with new partner. Ladies end opposite original place
- 17-32 Repeat bars 1-16 but all turning LH & Men dance on anticlockwise (pass partner LSh). All couples now with partner opposite original place
- 33-48 1s+3s dance RH across then 1M & 3M followed by ptnrs dance cl'wise round outside of set back to original places 2nd & 4th couples repeat
- 49-56 All Ladies dance Figs of 8 round their partners & corners (start by passing in front of partners)
- 57-64 All Men dance Figs of 8 round their partners & corners (start by passing in front of partners)
- 65-72 1s+3s change places (3s making an arch) & set, repeat back to places (1s make an arch)
- 73-80 2nd & 4th repeat (4s make 1st arch, 2s make 2nd arch)
- 81-88 All circle 8H round & back



5 SETON'S CEILIDH BAND J64 · 4/4L

A Bruce Fordyce: The Bruce Fordyce Memorial Collection · Crib: MiniCribbs · Diagram: Keith Rose's Diagrams

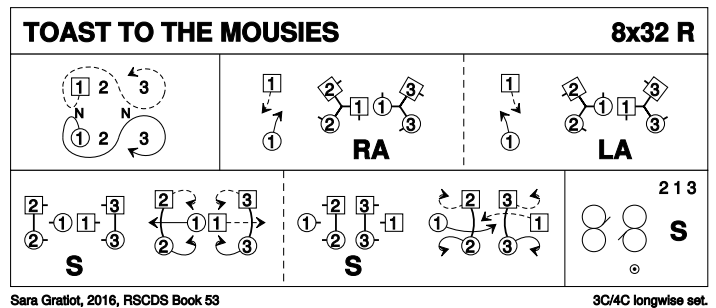
- 1-8** 1s cross RH & cast 1 place (2 step up), dance down between 3s (3s step up) & cast down behind 4s to 4th place (4s step up)
- 9-16** 1s dance reflection reels of 3 on opposite sides (1s in/up, 4s out/down)
- 17-24** 1s cross RH & cast up 1 place, lead up between 3s & cast up behind 2s to 1st place own sides
- 25-32** 1s dance reflection reels of 3 on own sides (1s in down, 2s out/up)
- 33-40** 1s cross RH & cast down 1 place (2 step up) 1s give RH to partner & LH to 1st corners, Bal-in-Line & turn partner RH to give LH to 2nd corners
- 41-48** Bal-in-Line & 1s dance out & cast down behind 3s, meet & lead up to top crossing to 1st place own sides (2s step down)
- 49-60** 1L+2L & 1M+2M change places RH on sides & 2s+1s cross over LH, repeat with 3s & 4s until reaching the bottom of the set
- 61-64** All turn partners RH 1.1/2 times



6 TOAST TO THE MOUSIES R32 · 3/4L

Sara Gratiot: RSCDS LIII 13 · Crib: MiniCribbs · Diagram: Keith Rose's Diagrams

- 1-8** 1s dance in & cast 1 place (2s step up), dance down between 3s & cast up to 2nd place
- 9-16** 2s+1L also 1M+3s dance RH across & 1s pass RSh to dance LH across with other couple, 1s end back to back in the middle (1M facing up, 1L down) facing 2s/3s (2s facing down, 3s up NHJ)
- 17-20** All set, 2s & 3s make arches, dance down/up to meet as 1s dance under arches. Finish 1M in 1st place, 1L in 3rd place (facing down/up) & 2s & 3s back to back in middle NHJ (2s facing up, 3s down).
- 21-24** All set, 2s & 3s making arches dance to ends & cast into reel **while** 1s dance under arch passing LSh and finish between end couple facing 1st crnr
- 25-32** 2s+1L also 1M+3s dance LSh reels across (2s+3s make loops into the reel) to end 2 1 3. All set



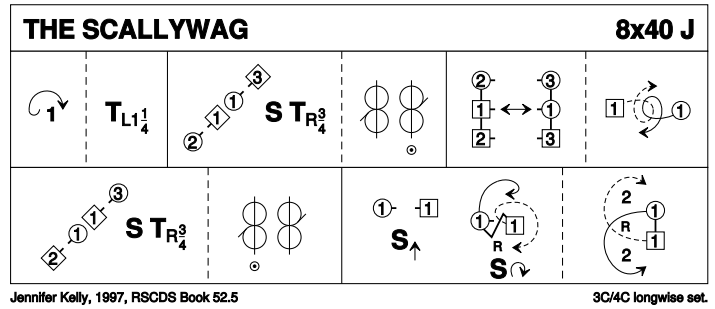
Note: after 2nd time through 1s may repeat bars 1-4 to get to 4th place

7 INTERVAL

8 THE SCALLYWAG J40 · 3/4L

Jennifer Kelly: RSCDS LII 5 · Crib: MiniCribs · Diagram: Keith Rose's Diagrams

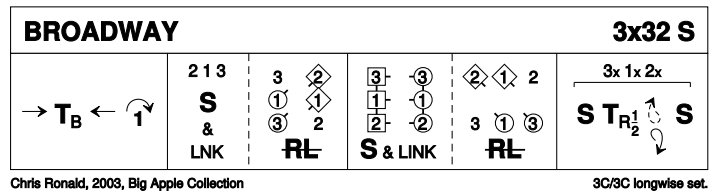
- 1-8 1s dance in & cast (2s step up); 1s turn 1.1/4 LH to face 1st corners
- 9-16 1s set to corners, turn corner RH to end 1L between 2s facing 2L & 1M between 3s facing 3M. 1/2 LSh reels of 3 across ending in lines of 3 across facing down/up
- 17-24 All Adv+Ret; 1s dance RSh round each other to face 3rd corner pstns
- 25-32 Repeat 9-16 ending with 2s+3s facing in & 1s facing each other up/down
- 33-40 1s set advancing joining RH, set with Lady turning under Man's arm. 1s face up RH joined, lead up, cross & cast. 2 1 3



9 BROADWAY S32 · 3/3L

Chris Ronald: The Big Apple Collection · Crib: MiniCribs · Diagram: Keith Rose's Diagrams

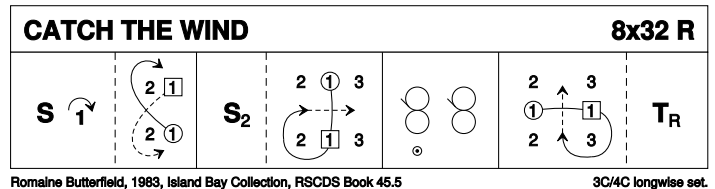
- 1-8 1s dance down (2 bars) & turn 2H (2 bars), 1s dance up & cast to 2nd place
- 9-16 2s+1s+3s Set+Link for 3, 1s dance 1/2 Diag R&L starting Diagonally left
- 17-24 All Set+Link for 3, 1s dance 1/2 Diag R&L starting Diagonally left. (3)(1)(2)
- 25-32 All set & 1/2 turn RH, face partner and pull back RSh, dance out to places & set. 3 1 2



10 CATCH THE WIND R32 · 3/4L

Romaine Butterfield: RSCDS XLV 5 · Crib: MiniCribs · Diagram: Keith Rose's Diagrams

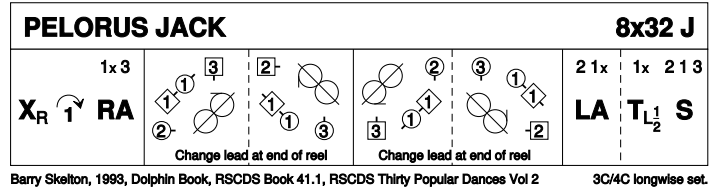
- 1-8 1s set, cast 1 place & dance 1/2 Fig of 8 round 2s
- 9-16 1s set twice with 1L pulling back RSh on bars 11-12 to face out, 1L followed by partner casts up & dances down the middle 1L to face 3M **while** 1M faces 2M
- 17-24 1s RSh reels of 3 across (1M with 2s & 1L with 3s)
- 25-32 1L followed by partner dances down cast up round 3M & crosses to end in 2nd place on own sides, 1s turn RH (4 bars)



11 PELORUS JACK J32 · 3/4L

Barry Skelton: RSCDS XLI 1 · Crib: MiniCrib · Diagram: Keith Rose's Diagrams

- 1-8** 1s cross RH & cast 1 place (2s step up 3-4), 1s dance RH across with 3s. 1s end with Man facing his 1st corner with his partner behind him
- 9-16** 1s dance Alternating Tandem 1/2 reel of 3 with 1st corners to face Man's 2nd corner, 1s dance Alternating Tandem 1/2 reel of 3 with 2nd corners
- 17-24** 1s dance Alternating Tandem 1/2 reels of 3 with Ladies' 1st corner (pstn), 1s dance Alternating Tandem 1/2 reel with Ladies' 2nd corner (pstn)
- 25-32** 1M followed by partner dance into LH across with 2s, 1s retain LH & 1/2 turn to own sides & 2s+1s+3s set



12 SPARE

13 THE MONTGOMERIES' RANT R32 · 3/4L

Castle Menzies (18C): RSCDS X 1 · Crib: MiniCrib · Diagram: Keith Rose's Diagrams

- 1-8** 1s cross RH & cast down to 2nd place (2s step up), cross LH & 1L casts up **while** 1M casts down
- 9-16** 1s dance reels of 3 across, 1L with 2s (RSh to 2M) & 1M with 3s (RSh to 3L)
- 17-24** 1s NHJ (Lady on Mans left) set to 2L & turn inwards to set to 3M, set to 3L & turn inward & set to 2M. End facing own 2nd corner (1L pull back LSh to face down)
- 25-32** 2s+1s+3s dance reels of 3 on opposite sides 1s giving RSh to 2nd corner, 1s cross RH to 2nd place own sides

